








M8 OR M10

THE VERSATILE B5 PALM HANDLE IS MADE UP OF NORYL AND CAN BE ENGINEERED TO FIT INDIVIDUAL NEEDS. PUSHBUTTON, MICROSWITCHES AND ROCKER SWITCHES ALONE OR IN COMBINATION, BUILT INTO THE B5 SERIES OF HANDLES, SAVES SPACE AND INCREASES OPERATOR EFFICIENCY. THE B5 PALM HANDLE IS AVAILABLE AS AN OPTION ON ALL MASTER SWITCHES. IT ADDS EVEN GREATER VERSATILITY TO THESE SINGLE, DUAL AND THREE AXIS MASTER SWITCH CONTROLLERS. IT CAN ALSO BE USED AS A CONTROL HANDLE ON MANUAL HYDRAULIC VALVES WITH ELECTRICAL ACCESSORIES OR ANY CONTROL LEVER WHICH REQUIRES AUXILIARY SWITCHING.  
DEGREE OF PROTECTION FRONT: IP54

	B5	PALM HANDLE ONLY
	B5W-1	T-O-T ROCKER SWITCH ON TOP 10A 250V
	B5W-2	T-O-R ROCKER SWITCH ON TOP RIGHT SIDE MAINTAINED
	B5W-3	R-O-R ROCKER SWITCH ON TOP BOTH SIDES MAINTAINED
	B5WD-1	T-O-T ROCKER SWITCH ON TOP 10A 250V 0.5A 250V S.P.S.T. SOFT TOUCH ON SIDE
	B5WD-2	T-O-T ROCKER SWITCH ON TOP 10A 250V 0.5A 250V D.P.S.T. SOFT TOUCH ON SIDE
	B5T	PUSHBUTTON IN TOP ROD TYPE
	B5D-T-1	0.5A 250V S.P.S.T. SOFT TOUCH ON TOP
	B5D-T-2	0.5A 250V D.P.S.T. SOFT TOUCH ON TOP
	B5D-T-3	10A 115V S.P.S.T. ON TOP
	B5D-T-4	10A 115V D.P.S.T. ON TOP MAINTAINED
	B5DD-1	0.5A 250V S.P.S.T. SOFT TOUCH 0.5A 250V S.P.S.T. SOFT TOUCH ON SIDE
	B5DD-2	0.5A 250V D.P.S.T. SOFT TOUCH 0.5A 250V D.P.S.T. SOFT TOUCH ON SIDE
	B5DD-3	0.5A 250V S.P.S.T. SOFT TOUCH 0.5A 250V D.P.S.T. SOFT TOUCH ON SIDE
	B5DD-4	0.5A 250V D.P.S.T. SOFT TOUCH 0.5A 250V S.P.S.T. SOFT TOUCH ON SIDE
	B5D-S-1	0.5A 250V S.P.S.T. SOFT TOUCH
	B5D-S-2	0.5A 250V D.P.S.T. SOFT TOUCH
	B5D-S-3	10A 115V S.P.S.T.
	B5D-S-4	10A 115V D.P.S.T. MAINTAINED
	B5DD-S-1	2 0.5A 250V S.P.S.T. SOFT TOUCH
	B5DD-S-2	2 0.5A 250V D.P.S.T. SOFT TOUCH
	B5DD-S-3	1 0.5A 250V S.P.S.T. SOFT TOUCH POS.2 1 0.5A 250V D.P.S.T. SOFT TOUCH POS.1
	B5DD-S-4	1 0.5A 250V D.P.S.T. SOFT TOUCH POS.2 1 0.5A 250V S.P.S.T. SOFT TOUCH POS.1
	B5DD-S-5	2 10A 115V S.P.S.T.
	B5DD-S-6	2 10A 115V D.P.S.T. MAINTAINED
	B5DD-S-6	1 10A 115V S.P.S.T. POS.2 1 10A 115V D.P.S.T. MAINTAINED POS.1
B5DD-S-7	1 10A 115V D.P.S.T. MAINTAINED POS.2 1 10A 115V S.P.S.T. POS.1	



**PIGTAIL ASSEMBLY**

- WITHOUT
- 3 CONDUCTOR CABLE
- 4 CONDUCTOR CABLE
- 5 CONDUCTOR CABLE
- LENGTH FROM BASE OF HANDLE  
MM IN.

**COUPLING**

- 8mm COUPLING       10mm COUPLING
- 1/2" MALE COUPLING
- SPECIAL COUPLING

**CONSTRUCTION**

- FULLY ASSEMBLED
- NOT ASSEMBLED

**NOTES**

	B5W-1	<input type="checkbox"/> T-O-T ROCKER SWITCH ON TOP 10A 250V
	B5W-2	<input type="checkbox"/> T-O-R ROCKER SWITCH ON TOP RIGHT SIDE MAINTAINED
	B5W-3	<input type="checkbox"/> R-O-R ROCKER SWITCH ON TOP BOTH SIDES MAINTAINED
	B5WD-1	<input type="checkbox"/> T-O-T ROCKER SWITCH ON TOP 10A 250V <input type="checkbox"/> 0.5A 250V S.P.S.T. SOFT TOUCH ON SIDE
	B5WD-2	<input type="checkbox"/> T-O-T ROCKER SWITCH ON TOP 10A 250V <input type="checkbox"/> 10A 115V S.P.S.T. ON SIDE
	B5D-T-1	<input type="checkbox"/> 0.5A 250V S.P.S.T. SOFT TOUCH ON TOP
	B5D-T-2	<input type="checkbox"/> 0.5A 250V D.P.S.T. SOFT TOUCH ON TOP
	B5D-T-3	<input type="checkbox"/> 10A 115V S.P.S.T. ON TOP
	B5D-T-4	<input type="checkbox"/> 10A 115V D.P.S.T. ON TOP MAINTAINED
	B5DD-1	<input type="checkbox"/> 0.5A 250V S.P.S.T. SOFT TOUCH <input type="checkbox"/> 0.5A 250V S.P.S.T. SOFT TOUCH ON SIDE
	B5DD-2	<input type="checkbox"/> 0.5A 250V D.P.S.T. SOFT TOUCH <input type="checkbox"/> 0.5A 250V D.P.S.T. SOFT TOUCH ON SIDE
	B5DD-3	<input type="checkbox"/> 0.5A 250V S.P.S.T. SOFT TOUCH <input type="checkbox"/> 0.5A 250V D.P.S.T. SOFT TOUCH ON SIDE
	B5DD-4	<input type="checkbox"/> 0.5A 250V D.P.S.T. SOFT TOUCH <input type="checkbox"/> 0.5A 250V S.P.S.T. SOFT TOUCH ON SIDE
	B5D-S-1	<input type="checkbox"/> 0.5A 250V S.P.S.T. SOFT TOUCH
	B5D-S-2	<input type="checkbox"/> 0.5A 250V D.P.S.T. SOFT TOUCH
	B5D-S-3	<input type="checkbox"/> 10A 115V S.P.S.T.
	B5D-S-4	<input type="checkbox"/> 10A 115V D.P.S.T. MAINTAINED
	B5DD-S-1	<input type="checkbox"/> 2 0.5A 250V S.P.S.T. SOFT TOUCH
	B5DD-S-2	<input type="checkbox"/> 2 0.5A 250V D.P.S.T. SOFT TOUCH
	B5DD-S-3	<input type="checkbox"/> 1 0.5A 250V S.P.S.T. SOFT TOUCH POS.2 <input type="checkbox"/> 1 0.5A 250V D.P.S.T. SOFT TOUCH POS.1
	B5DD-S-4	<input type="checkbox"/> 1 0.5A 250V D.P.S.T. SOFT TOUCH POS.2 <input type="checkbox"/> 1 0.5A 250V S.P.S.T. SOFT TOUCH POS.1
	B5DD-S-5	<input type="checkbox"/> 2 10A 115V S.P.S.T.
	B5DD-S-6	<input type="checkbox"/> 2 10A 115V D.P.S.T. MAINTAINED
	B5DD-S-7	<input type="checkbox"/> 1 10A 115V S.P.S.T. POS.2 <input type="checkbox"/> 1 10A 115V D.P.S.T. MAINTAINED POS.1
	B5DD-S-8	<input type="checkbox"/> 1 10A 115V D.P.S.T. MAINTAINED POS.2 <input type="checkbox"/> 1 10A 115V S.P.S.T. POS.1

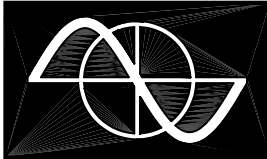
DATE

NAME

JOB#

FROM

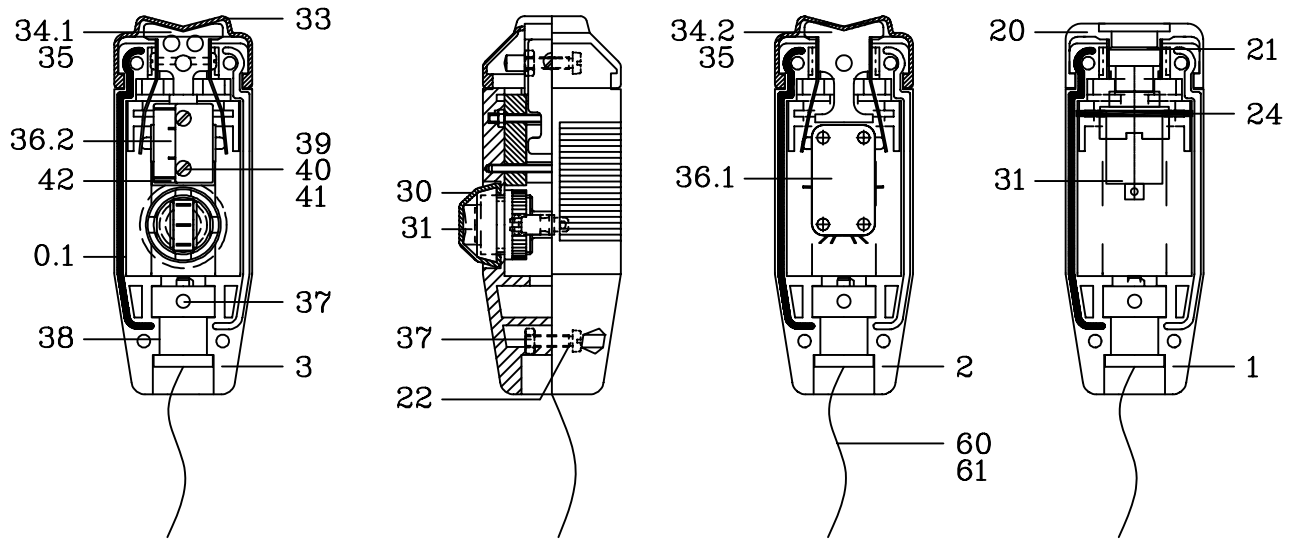
PART#



**SENETT  
CONTROL  
CO. LTD.**

# B5 PALM HANDLE PARTS LIST

**VER.3  
5.5.4**



<b>PART#</b>	<b>DESCRIPTION</b>
0.1	GASKET
1	½ HANDLE FOR B5D-T WITH GASKET
2	½ HANDLE FOR B5W WITH GASKET
3.1	½ HANDLE FOR B5WD-1 WITH GASKET
3.2	½ HANDLE FOR B5WD-2 WITH GASKET
20	TOP BOOT FOR PUSHBUTTON BLACK
20.1	TOP BOOT FOR PUSHBUTTON RED
21	PUSHBUTTON ACTUATOR
21.1	PUSHBUTTON ACTUATOR FOR WATERTITE PUSHBUTTON
22	CHEESE HEAD SCREW M3x12
23	HEXAGON NUT M3
24	MOUNTING WASHER
30	BOOT FOR SOFT TOUCH PUSHBUTTON
31	PUSHBUTTON REFER TO PH NUMBER
33	TOP BOOT FOR ROCKER ACTUATOR BEVELED
34.1	ROCKER SWITCH ACTUATOR T-O-T
34.2	ROCKER SWITCH ACTUATOR T-O-T
35	ROCKER SWITCH ACTUATOR MAINTAINED R-O-R, R-O-T
35.1	ROCKER SWITCH ACTUATOR BAR MAINTAINED R-O-R
35.2	ROCKER SWITCH ACTUATOR BAR MAINTAINED R-O-T
36	MICROSWITCH REFER TO PH NUMBER
37.1	HEX SOCKET SET SCREW M4x5
37.2	HEX SOCKET SET SCREW WITH CONE POINT M4x5
38	8mm COUPLING
38.1	8mm COUPLING FOR V10
38.2	10mm COUPLING
39	CHEESE HEAD SCREW M2x22
40	SPLIT LOCKWASHER M2
41	HEXAGON NUT M2
42	MICROSWITCH SPACER
60	CABLE
61	SINGLE WIRES